

TECHNISCHES DATENBLATT
MEHRZWECKSCHRÄNKE PLUS

V, T, M, C, P, B, Z und L SERIES

by  **MEGABLOK**





SERIE **SV-PLUS**



SERIE **ST-PLUS**



SERIE **SM-PLUS**



SERIE **SC-PLUS**



SERIE **SP-PLUS**



SERIE **SB-PLUS**



SERIE **SZ-PLUS**



SERIE **SL-PLUS**



CHARAKTERISTIKEN

Hergestellt aus kaltlaminiertem Stahlblech, Qualität DC01, gemäß der europäischen Norm EN 10130, mit einem Kohlenstoffgehalt unter 0,12%.

Metallstärke von 0,8 mm.

Vorbehandlung, vor der Pulverbeschichtung, durch Passivierung und Entfettung mittels amorpher Phosphatierung. Ofentrocknung während 15 Minuten bei 180°C.

Epoxid-Polyester pulverbeschichtet mittels robotisierter Kabinen.

Schiebeschlösser mit abnehmbarem Zylinder und Hauptschlüssel inklusive.

Verstellbare Topfscharniere, eines davon mit Bremse für sanftes Schließen.

Körper

Lackiert in Grau RAL 7035 Mikrostrukturiert. Mindestdicke 50 Mikron.

Geschweißte Schale und Aufhänger für Kleiderbügel der Serie SV.

Aufhänger für die Kleiderbügel der Serie ST.

Korpus mit Verstärkung an der Seite mit Scharnieren.

Türen aus Metall

Lackiert in blau RAL 5010 oder grau RAL 7035, mikrostrukturierte Oberfläche.

Mindestdicke 50 Mikrometer.

Sandwich-Tür.

Kanten ohne scharfe Kanten.

Option Melamintüren

Türen aus Melamin oder wasserabweisendem Melamin mit beidseitigem Design. 19 mm dick. PVC-Kanten in der gleichen Farbe wie die Tür.

Option Phenolharz-Türen

Hergestellt aus einer kompakten Phenolharzplatte.


Steifes, wasserabweisendes, antibakterielles Material, ideal für Feuchträume.

Äußerst verschleißfest, daher ideal für Anwendungen mit hoher Beanspruchung und häufiger Reinigung.

Schwarzer Kern.

Entspricht den europäischen Normen EN 438-1 und EN 438-2. Dichte 1450 kg/m³ nach DIN 53479. Wasseraufnahme weniger als 3%. 12 mm dicke Platte. Abgerundete Kanten.

Wartungsfrei.





METALLFARBEN

RAL 9010	RAL 9001	RAL 1017	RAL 1021	RAL 2004	RAL 4010	RAL 3017	RAL 3000	RAL 3005	RAL 4005	RAL 6029
RAL 6034	RAL 5015	RAL 5023	RAL 5010	RAL 8025	RAL 7035	RAL 9006	RAL 7036	RAL 7016	RAL 9005	

MELAMINFARBEN

M-060	M-34W	M-172	M-155C	M-4AT	M-183	M-34W	M-22G	M-35W	
M-023	M-U522	M-72E	M-231	MM-240	M-52A	M-50D	M-515	M-17N	
M-75V	M-18N	M-99Q	M-06F						

PHENOLFARBEN

F-085	F-0074	F-0851	F-0010	F-0011	F-0232	F-0210	F-0725	F-6901	F-2478
F-0318	F-0718	F-0717	F-0193	F-0077	F-0080	FM-100	FM-200	FF-405	

For further information, please, do not hesitate to contact us by phone **+34 976 50 54 88**, or to have a look at our homepage: www.megablok.com



SCHLÖSSER



Standard



Polyamid Drehriegelverschluss für Vorhangschlösser



Metallischer Drehriegelverschluss für Vorhangschlösser 1



Metallischer Drehriegelverschluss für Vorhangschlösser 2



Metallgriff



Münzschloß (Pfandschloß, Münzrückgabe)



Münzschloß (Kassierschloß, mit Münzsammelbox)



Manuelles Kombinationschloß



NEXT 1



NEXT 2



SOLA



VERSA MINI



TELEC



ELOCK



PROXI 2



PROXI 3



VERSA MINI



Schloss mit Verriegelung

OPTIONEN



Briefkastenschlitz



Schrägdach



Antibakterielle Epoxid-Pulverbeschichtung



Spiegel



Nylonarmband



Elastisches Spiralarmband



Beine aus Stahl

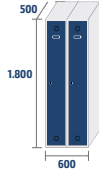


KOMBINATIONEN UND MAßE

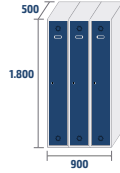
SERIE SV-PLUS



SV-30/1-PLUS



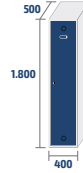
SV-30/2-PLUS




SV-30/3-PLUS



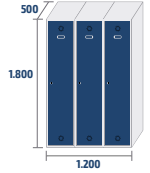
SV-30/4-PLUS



SV-40/1-PLUS

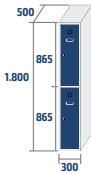


SV-40/2-PLUS



SV-40/3-PLUS

SERIE ST-PLUS



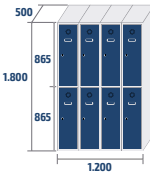
ST-30/1-PLUS



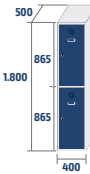
ST-30/2-PLUS




ST-30/3-PLUS



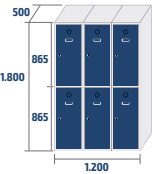
ST-30/4-PLUS



ST-40/1-PLUS

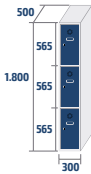


ST-40/2-PLUS




ST-40/3-PLUS

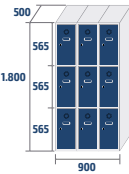
SERIE SM-PLUS



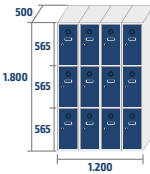
SM-30/1-PLUS



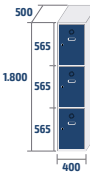
SM-30/2-PLUS



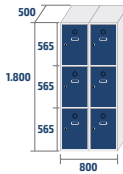
SM-30/3-PLUS



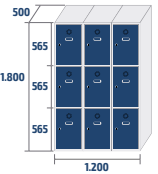
SM-30/4-PLUS



SM-40/1-PLUS




SM-40/2-PLUS




SM-40/3-PLUS

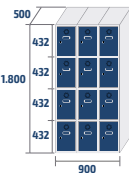
SERIE SC-PLUS



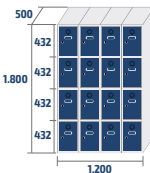
SC-30/1-PLUS



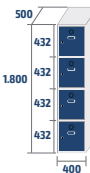
SC-30/2-PLUS



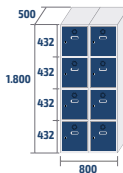
SC-30/3-PLUS



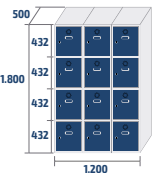
SC-30/4-PLUS



SC-40/1-PLUS



SC-40/2-PLUS



SC-40/3-PLUS

Zur Tiefe der Umkleideräume muss die Dicke des gewählten Türtyps addiert werden:

Metalltür: 19 mm dick.

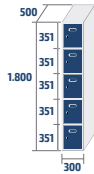
Melamin-Tür: 18 mm dick.

Phenolharz-Tür: 12 mm dick.

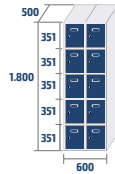


KOMBINATIONEN UND MAßE

SERIE SP-PLUS



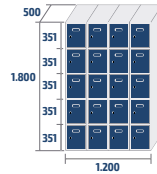
SP-30/1-PLUS



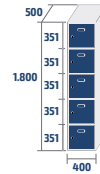
SP-30/2-PLUS



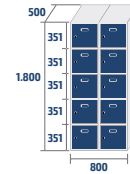
SP-30/3-PLUS



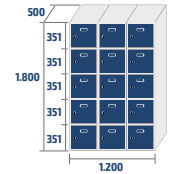
SP-30/4-PLUS



SP-40/1-PLUS




SP-40/2-PLUS

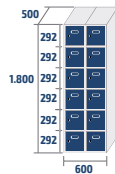


SP-40/3-PLUS

SERIE SB-PLUS



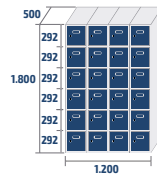
SB-30/1-PLUS




SB-30/2-PLUS



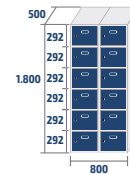
SB-30/3-PLUS



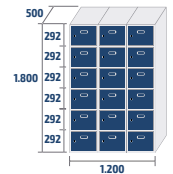
SB-30/4-PLUS



SB-40/1-PLUS




SB-40/2-PLUS




SB-40/3-PLUS

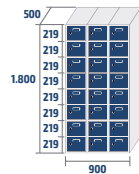
SERIE SZ-PLUS




SZ-30/1-PLUS




SZ-30/2-PLUS




SZ-30/3-PLUS



SZ-30/4-PLUS



SZ-40/1-PLUS



SZ-40/2-PLUS




SZ-40/3-PLUS

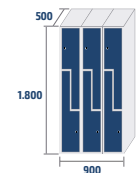
SERIE SL-PLUS



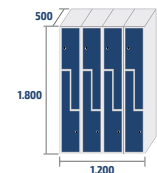
SL-30/1-PLUS




SL-30/2-PLUS



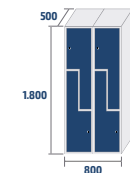
SL-30/3-PLUS



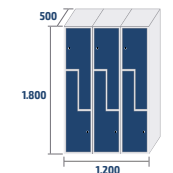
SL-30/4-PLUS



SL-40/1-PLUS



SL-40/2-PLUS



SL-40/3-PLUS

A la profundidad de los vestuarios, hay que añadir el grosor del tipo de puerta elegido:

Puerta metálica : 19 mm de espesor.

Puerta de melamina : 18 mm de espesor.

Puerta fenólica: 12 mm de espesor.